


**wiha**



**Tools that work for you**



Double-ended  
bits phosphate  
finish for corrosion  
protection and  
surface resilience

wiha®

**NO HASSLE  
GUARANTEE**



**SLOTTED**  
3/16" | 1/4"

**PHILLIPS**  
#1 | #2

**SQUARE**  
#1 | #2

**TORX®**  
T20 | T25

**NUT DRIVERS**  
1/4"  
5/16"  
3/8"



# 11inOne Multi-Driver Screwdriver


Wiha 11inOne Multi-Drivers include 8 essential screwdriver and 3 nut driver tip profiles for efficient tool carry, consist of Wiha premium quality tool steel engineered for strength and durability and feature exact fit precision machined tips for reduce cam-out of fastener heads.



- > **Ergonomic cushion grip handle** for comfort and control
- > **Dual durometer construction** for long-lasting durability
- > **Parallel flats** for roll-off prevention
- > **Interchangeable blade receiver** for multi-tool adaptivity
- > **Exact fit precision machined tips** for reduced cam-out
- > **Nut driver component chrome plated** for corrosion protection and easy cleaning

**Model #77891 | SRP \$17.98 USD | SRP \$26.98 CAD**

Double-ended  
bits phosphate  
finish for corrosion  
protection and  
surface resilience




 **NO HASSLE  
GUARANTEE**



# 6inOne Multi-Driver Screwdriver

Wiha 6inOne Multi-Drivers include 4 essential screwdriver and 2 nut driver tip profiles for efficient tool carry, consist of Wiha premium quality tool steel engineered for strength and durability and feature exact fit precision machined tips for reduce cam-out of fastener heads.



- > **Ergonomic cushion grip handle**  
for comfort and control
- > **Dual durometer construction**  
for long-lasting durability
- > **Parallel flats**  
for roll-off prevention
- > **Interchangeable blade receiver**  
for multi-tool adaptivity
- > **Exact fit precision machined tips**  
for reduced cam-out
- > **Nut driver component chrome plated**  
for corrosion protection and easy cleaning

**SLOTTED**

3/16" | 1/4"

**PHILLIPS**


#1 | #2

**NUT**

**DRIVERS**

1/4" | 5/16"

**Model #77890 | SRP \$14.98 USD | SRP \$21.98 CAD**



Conduit reamer  
designed to fit into  
power drills and the  
6inOne SoftFinish®  
Multi-Driver handle



wiha®

**NO HASSLE  
GUARANTEE**



# Conduit Reamer and 6inOne Set

The Wiha Conduit Reamer insert deburrs and smooths 1/2 inch, 3/4 inch, and 1 inch conduit ends both inside and out to protect wire insulation and proper fit for install. The reamer also features a shrouded slotted driver tip to prevent slipping off the fastener head when tightening hard-to-reach conduit fittings. Wiha 6inOne Multi-Drivers include 4 essential screwdriver and 2 nut driver tip profiles for efficient tool carry, consist of Wiha premium quality tool steel engineered for strength and durability.



**SLOTTED**  
3/16" | 1/4"

**PHILLIPS**  
#1 | #2

**NUT**  
**DRIVERS**  
1/4" | 5/16"

**REAMS**  
**CONDUIT**  
1/2"  
3/4"  
1"

- > Reams 1/2" | 3/4" | 1" conduit for smooth edges and proper fit
- > Reams both the inside and outside edges for consistent efficiency
- > Slotted driver tip shroud for fastener-slip prevention
- > Functional performance specifically designed for Electrical Metallic Tubing (EMT) Conduit
- > Ergonomic cushion grip handle for comfort and control
- > Parallel flats for roll-off prevention
- > Exact fit precision machined tips for reduced cam-out

**Model #77892 | SRP \$29.98 USD | SRP \$42.98 CAD**

Engineered in the **Black Forest Germany** | Manufactured in **Monticello Minnesota**